



OUTPUT REPORT

ABSTRACT THINKING

Mia Brown

mia.brown@example.com

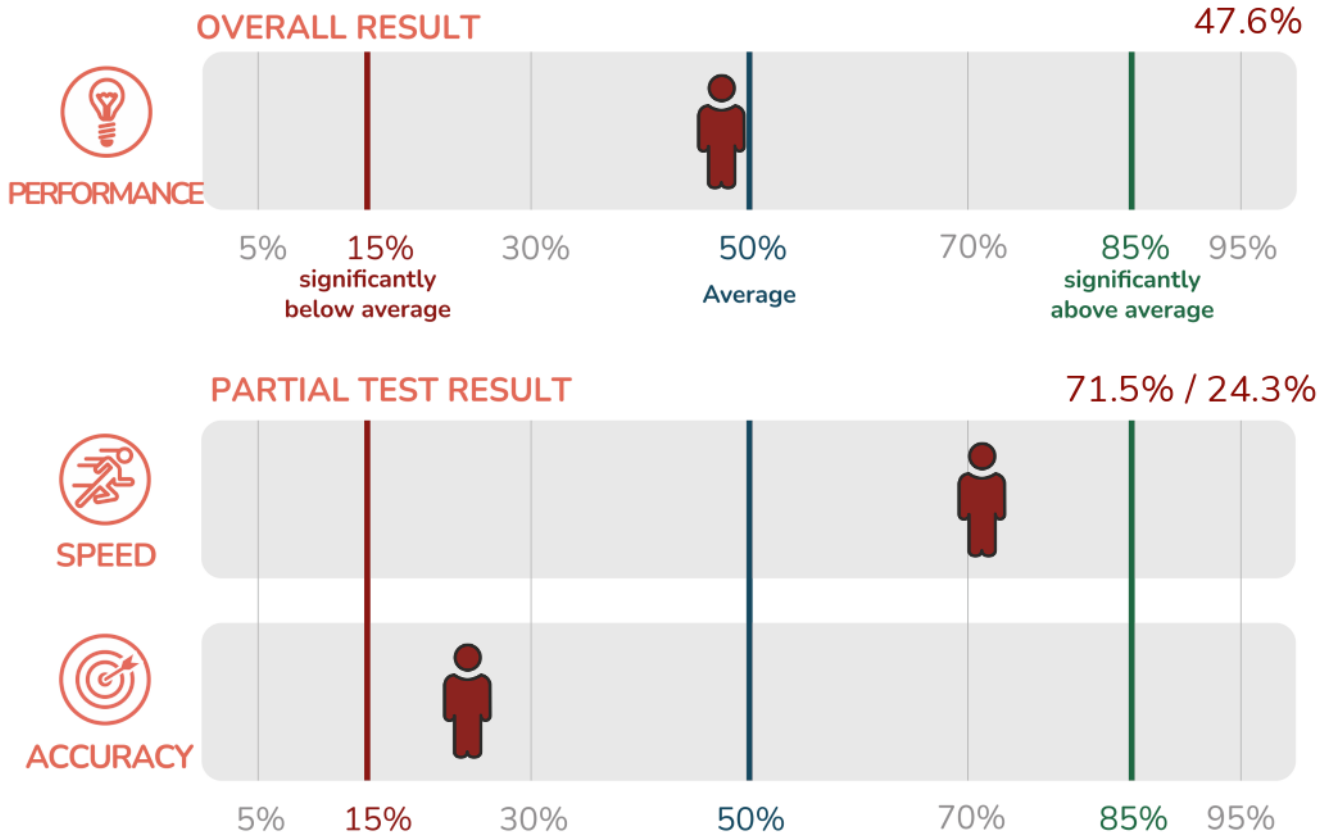
April 8, 2021



You now hold in your hands a report from Abstract Thinking test, which measures predispositions in the area of analytical and logical thinking. High results in this test indicate a good ability to familiarise oneself with and understand new information (where there is no option of using practical knowledge and experience) and to learn new things.

OVERALL TEST RESULTS - ABSTRACT THINKING

The report from this test consists of an evaluation of overall success in this test, speed and accuracy of the solution and a trend of both accuracy and quantity of solutions across subtests.



Note: The chart shows results of the individual sub-tests in the form of attained percentiles. Percentiles enable comparison with the reference group and show how many percent of people attained a worse or the same result in the given test. The value of 50% represents an average result, the range from 30% to 70% is considered as the wider average zone. The reference group comprises the working population with at least secondary-school education and does not correspond with the general population.

The **PERFORMANCE** scale shows the overall result of the respondent in the test, i.e. how many tasks he/she answered correctly in the given time limit.

The **SPEED** scale describes how many tasks the respondent managed to resolve in the given time limit, regardless of their correctness.

The **ACCURACY** scale describes the portion of correctly resolved tasks compared to all tasks resolved by the respondent.

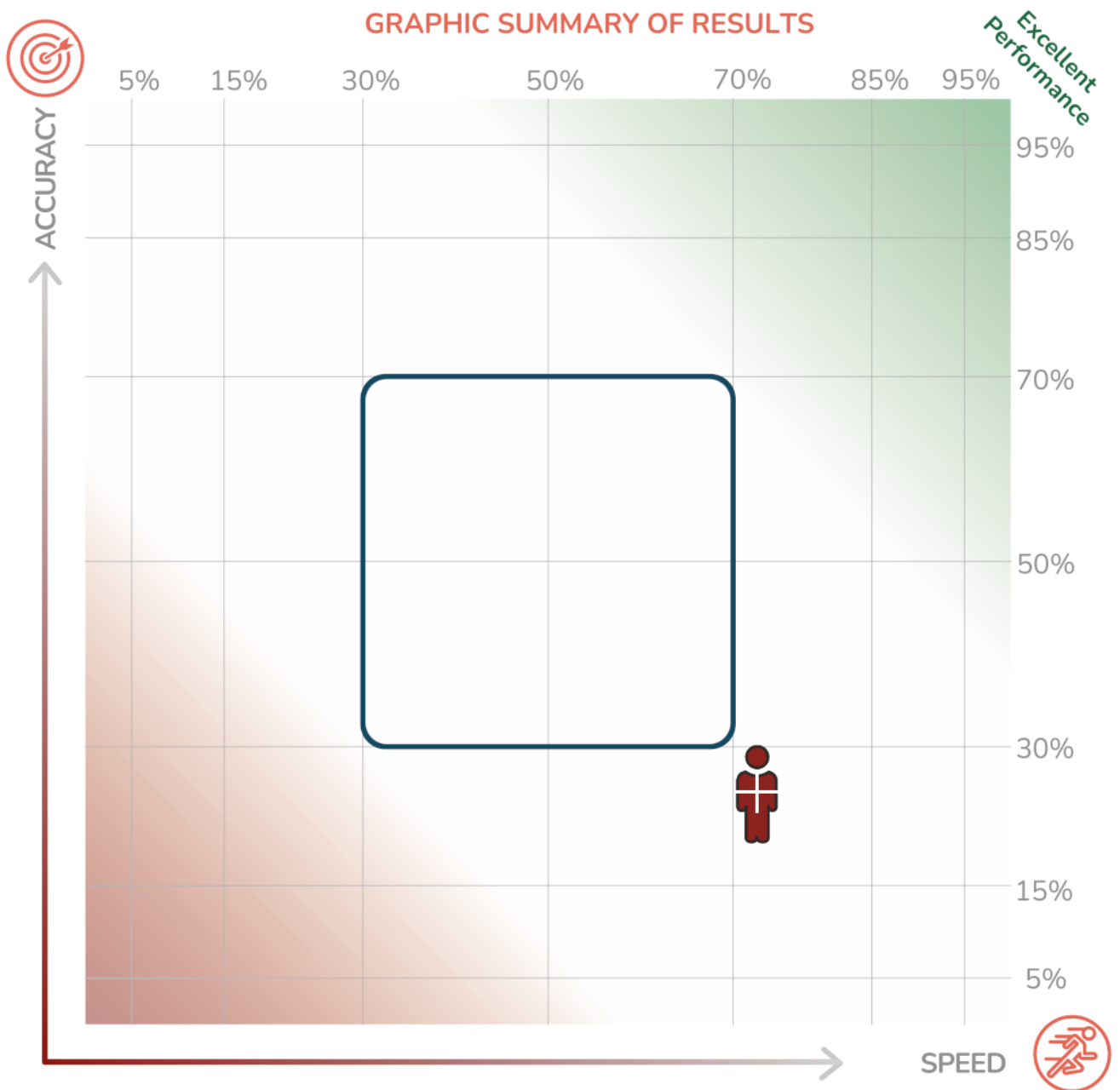
INTERPRETATION

The overall result in this test is in the lower average band

The level of speed in solving problems shows a fast pace in task processing. People with this result proceed with a very rapid pace when working with abstract information and even under pressure they can remain attentive to details and work fast.

The attained results fall in the moderately low band of accuracy of solutions. People with these results may be sometimes lost in the logic of abstract information and deduce less appropriate conclusions when working with such information. When working with abstract types of task and solving new situations, it would be advantageous for this person to pay extra attention to their work.

SPEED AND ACCURACY OF SOLUTIONS - ABSTRACT THINKING



Note: The chart captures the overall result attained in the test, regarding the accuracy and speed of solutions, in the form of percentiles.

RESULTS OF INDIVIDUAL SUBTESTS - ABSTRACT THINKING

RESULTS FOR PATTERN COMPLETION SCALE

53.9%



RESULTS FOR ANALYTICAL THINKING SCALE

66.2%



RESULTS FOR LOGICAL CONTEXT UNDERSTANDING SCALE

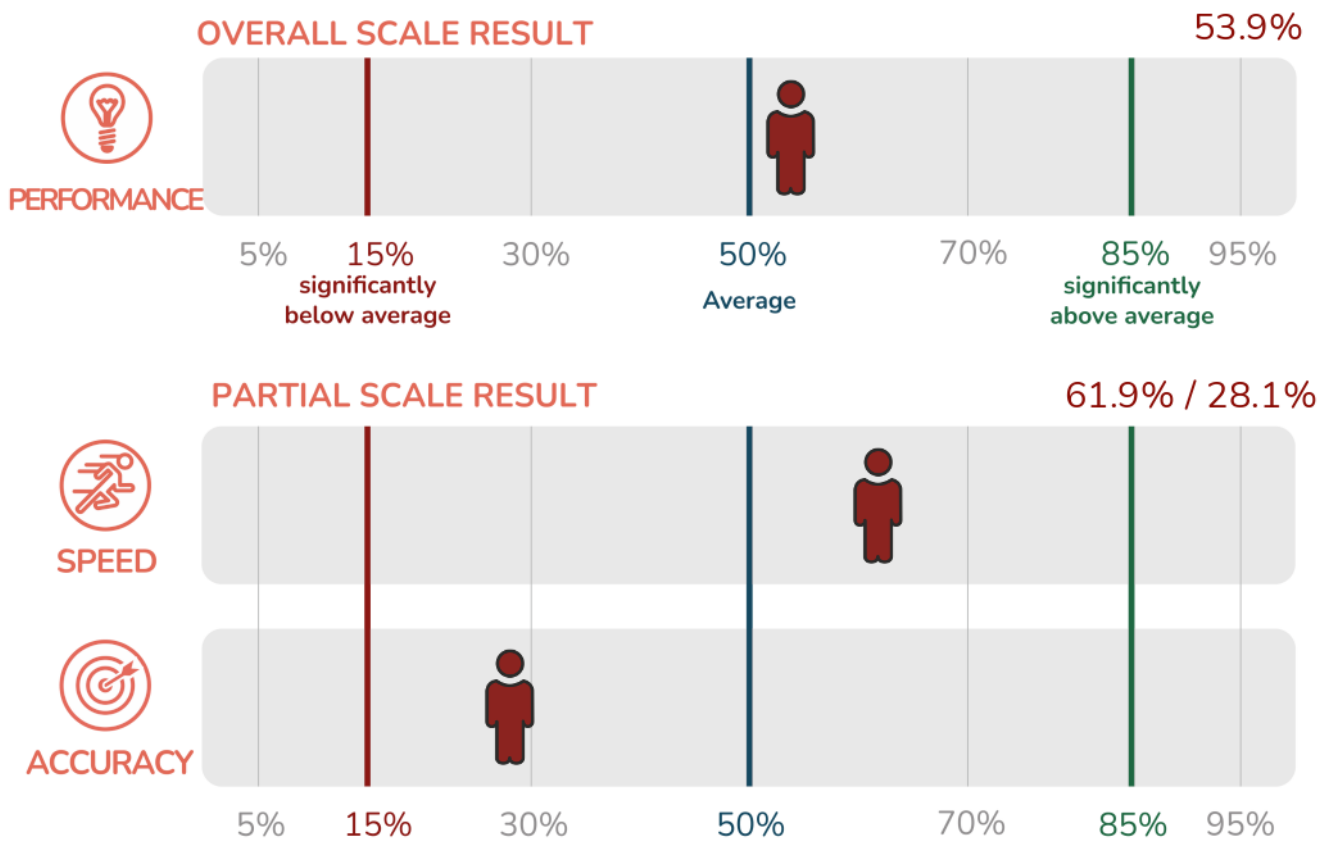
46.1%



5% 15% 30% 50% 70% 85% 95%

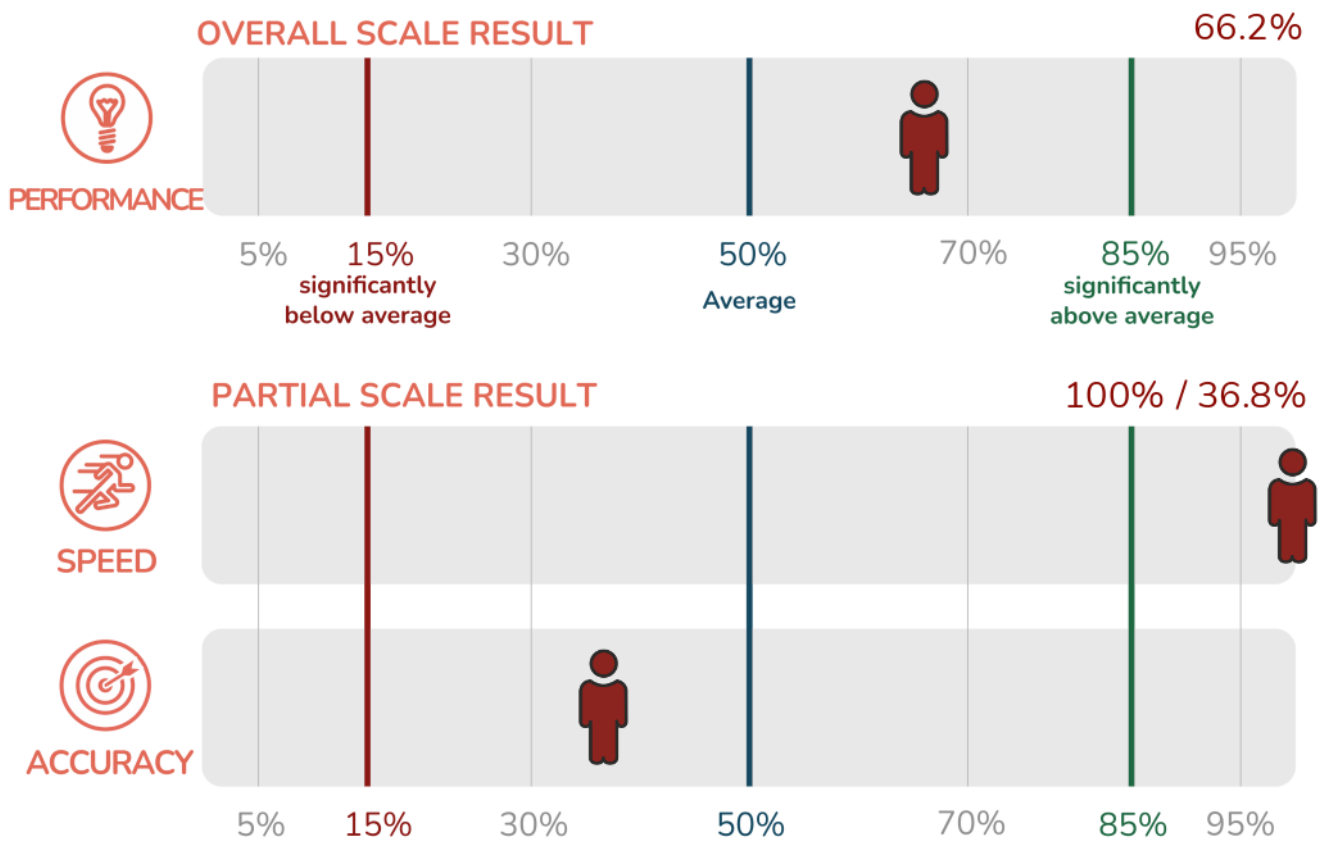
RESULTS FOR PATTERN COMPLETION SCALE

The PATTERN COMPLETION scale uses simpler tasks and the results can indicate the ability to understand the new information and not to under-evaluate a task that seems to be simple at the first sight



RESULTS FOR ANALYTICAL THINKING SCALE

The ANALYTICAL THINKING scale uses tasks focused on the ability of good analysis of the mutual similarities and differences and identifies the basic relations among information.



RESULTS FOR LOGICAL CONTEXT UNDERSTANDING SCALE

The LOGICAL RELATIONSHIPS scale uses tasks focused on the ability to find the context and linear relations in a greater amount of input data.

